


YOUR NEURO ENERGIZER JOURNEY



THE ULTIMATE SUCCESS
PLANNER

Table Of Contents

Introduction	3
Chapter 1: Setting the Foundation	4
Chapter 2: Creating Your Personalized Plan	6
Chapter 3: Tracking Progress and Achievements	9
Chapter 4: Overcoming Challenges	11
Chapter 5: Sustaining Long-Term Success	13
Conclusion: Embrace Your Neuro Energizer Journey	15

Introduction




Your journey with Neuro Energizer isn't just a program—it's a pathway to transformation. Designed to unlock clarity, focus, and creativity, Neuro Energizer and Neuro Accelerator offer powerful tools for rewiring your brain. But success doesn't happen by chance; it requires planning, consistency, and reflection.

This ultimate success planner is your guide to making the most of these tools. By setting clear goals, creating structured routines, and tracking your progress, you'll amplify your results and achieve lasting growth. Whether you're seeking personal breakthroughs or professional excellence, this planner will help you stay on course.

Now is the time to commit to your Neuro Energizer journey and unlock your full potential. Let's get started.

Chapter 1: Setting the Foundation

Every successful journey begins with understanding where you are and where you want to go. Your Neuro Energizer journey is no different. Before diving into routines and practices, it's essential to lay a solid foundation by assessing your starting point and defining clear goals.



Assessing Your Starting Point

Take a moment to reflect on your current mental and emotional state:


- How often do you feel focused and productive during the day?
- Are stress and overwhelm regular challenges for you?
- Do you have a clear vision of what success looks like in your life?

Answering these questions provides insight into your strengths and areas for improvement. Be honest with yourself—this is a judgment-free zone.

The Ultimate Success Planner

Defining Your Goals

The Neuro Energizer journey is tailored to unlock clarity, creativity, and abundance. Start by identifying specific areas where you'd like to see improvement:



Write down these goals in a journal or planner. Having them documented will give you a sense of direction and purpose.

The Ultimate Success Planner

With your foundation set, you're ready to design a personalized plan that aligns with your goals. In the next chapter, we'll guide you through creating routines that make Neuro Energizer and Neuro Accelerator an integral part of your daily life.

Chapter 2: Creating Your Personalized Plan

A well-structured plan is the backbone of your Neuro Energizer journey. By integrating Neuro Energizer and Neuro Accelerator into your daily and weekly routines, you can create consistent progress toward your goals.



The Ultimate Success Planner

Daily Routine

Incorporate Neuro Energizer sessions into your day to optimize your mental clarity and focus:

- 1. Morning Energizer:** Start your day with a 7-minute Neuro Energizer session. This primes your mind for focus and creativity, setting a positive tone for the day.
- 2. Midday Reset:** Schedule a quick session during your lunch break to recharge and regain focus. This helps prevent mental fatigue and keeps you productive.
- 3. Evening Wind-Down:** Use Neuro Energizer to process the day's experiences, clear mental clutter, and prepare for restful sleep.



Weekly Boost with Neuro Accelerator

For a powerful enhancement, use Neuro Accelerator once a week. This 5-minute session amplifies the effects of Neuro Energizer, accelerating your progress. Schedule it on a day when you have some quiet time to focus fully.

The Ultimate Success Planner

Setting Reminders

Consistency is key. Use tools like alarms, calendar notifications, or apps to remind you of your sessions. Over time, these practices will become second nature.



Creating a Supportive Environment

- Find a quiet space where you can focus without distractions.
- Use high-quality headphones for an immersive experience.
- Consider keeping a journal nearby to jot down insights or ideas that emerge during your sessions.

By building these practices into your routine, you create a sustainable framework for success. In the next chapter, we'll explore how to track your progress and celebrate milestones along the way.

Chapter 3: Tracking Progress and Achievements

Tracking your progress is a powerful way to stay motivated and measure the impact of your Neuro Energizer journey. By reflecting on your growth and celebrating milestones, you'll build momentum and keep moving toward your goals.


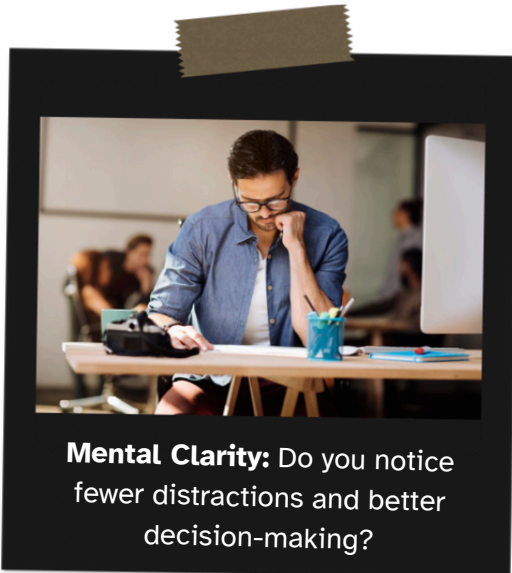
Simple Methods for Tracking

- 1. Daily Journal:** Dedicate a few minutes after each session to record your thoughts and experiences. Note any shifts in focus, clarity, or emotional state.
- 2. Progress Log:** Create a weekly log to summarize key improvements or challenges. Include specific examples, like solving a problem more easily or feeling more energized at work.
- 3. Visualization Progress:** Periodically reflect on your goals. Are you getting closer to the outcomes you envisioned? Adjust as necessary.



The Ultimate Success Planner

What to Monitor



Celebrate Milestones

Acknowledging your achievements—no matter how small—reinforces positive habits. Treat yourself to a reward when you:

- Complete a full week of sessions.
- Overcome a significant challenge.
- Notice a tangible improvement in your daily life.

The Ultimate Success Planner

By tracking your journey, you'll gain a deeper appreciation for your growth and stay motivated to continue. In the next chapter, we'll explore how to overcome challenges and stay consistent in your practice.

Chapter 4: Overcoming Challenges

Every journey has obstacles, and your Neuro Energizer experience is no exception. Whether it's finding time for sessions or staying motivated during setbacks, recognizing and addressing challenges is essential for long-term success.

Common Challenges and Solutions

1. Lack of Time

- **Challenge:** Your busy schedule makes it hard to fit in Neuro Energizer sessions.
- **Solution:** Schedule shorter sessions (even 5 minutes) and pair them with daily activities, like during a morning coffee break or before bed.



2. Inconsistent Practice

- **Challenge:** You struggle to maintain a regular routine.
- **Solution:** Use alarms, calendar reminders, or a habit-tracking app to stay on track. Establish a specific time of day for your sessions to create consistency.





3. Low Motivation

- **Challenge:** Progress feels slow, and it's hard to stay motivated.
- **Solution:** Reflect on your goals and revisit your progress log. Remind yourself of the positive changes you've experienced, no matter how small.



4. Mental Resistance

- **Challenge:** Negative thoughts or distractions interfere with your focus.
- **Solution:** Practice mindfulness or deep breathing before your session to quiet your mind and prepare for the experience.

Staying Motivated

- Focus on the small wins: Celebrate incremental progress, like feeling more focused or creative during the day.
- Seek inspiration: Read testimonials or success stories from others who have transformed their lives through Neuro Energizer.

By proactively addressing challenges, you'll build resilience and ensure that your Neuro Energizer journey remains a positive and rewarding experience. In the next chapter, we'll focus on how to sustain your progress and deepen your practice for long-term success.

Chapter 5: Sustaining Long-Term Success

The key to maximizing your Neuro Energizer journey is building habits that ensure consistent growth and lasting results. Sustaining long-term success requires maintaining momentum, embracing new practices, and continually refining your approach.

1. Commit to Lifelong Practice

- Treat your Neuro Energizer and Neuro Accelerator sessions as integral parts of your daily routine, much like eating healthy or exercising.
- Regular sessions will keep your mind sharp, creative, and focused over the long term.

2. Evolve Your Routine

- Over time, consider experimenting with session timings or incorporating additional tools like mindfulness exercises or journaling.
- Keep your practice fresh and engaging to avoid stagnation.



3. Embrace New Breakthroughs


- Stay updated on new advancements in brainwave technology or Neuro Energizer upgrades. These innovations can further enhance your journey.
- Periodically revisit your goals and adjust them as you grow.

4. Build a Supportive Environment

- Share your journey with friends or family who can encourage you and hold you accountable.
- Surround yourself with resources and people that inspire and motivate you.

5. Celebrate Continuous Growth

- Reflect on how far you've come and set new milestones to achieve. Growth isn't linear, but every step forward counts.



The Ultimate Success Planner

By embedding these practices into your life, you'll ensure that the progress you've made becomes a permanent foundation for success. In the conclusion, we'll recap your journey and inspire you to continue thriving with Neuro Energizer.

Conclusion: Embrace Your Neuro Energizer Journey



Your journey with Neuro Energizer is more than a routine—it's a commitment to unlocking your full potential. By setting clear goals, creating personalized plans, and tracking your progress, you've laid the groundwork for lasting transformation.

Challenges may arise, but with determination and the strategies outlined in this planner, you can overcome them and continue to grow. Each session brings you closer to clarity, creativity, and abundance, helping you align your mind with success.

Remember, success isn't about perfection—it's about consistency. Celebrate your milestones, refine your practices, and embrace every step forward. With Neuro Energizer and Neuro Accelerator as your tools, the possibilities are endless.

This is your time to shine. Stay committed, trust the process, and watch as your life transforms in ways you never thought possible. Your ultimate success is within reach—keep moving forward.